

www.aongate.it

The evolution of technology and the demand for an up-to-date, more efficient system, led us to redesign our web platform, optimizing its performance.

Instructions for registration: Claim Management 2010

Please access the website www.aongate.it;

AON





Dal 2010 Aon diventa
il nuovo sponsor del Manchester United


AON
UNITED IN 2010

AonCare
Medical expenses reimbursement

AonClaim
Gestione delle denunce sinistri

AonDam
Gestione dei danni da trasporto FORD

Compatibilità:    

[Informativa sulla Privacy](#) 

Please click on the “AonCare” icon to access the Restricted Area. Now click on “REGISTER”

AON

Versione Italiana English Version

AONCARE clients only





User Name:


Password:

Login



[Instructions for registration](#)

Log on. Or [Register](#)


Compatibility:    







You will access the on-line registration form. Please fill each field with the required data.




Insured Person Registration



Surname *	First/middle name(s)*
<input type="text"/>	<input type="text"/>
Birth date* 	Email*
<input type="text"/>	<input type="text"/>
Fiscal code*	
<input type="text"/>	

For any problems with registration, please call the following number 0039.199176592 or send an email to the following address: infogin@aon.it, indicating your name, surname, company, and a telephone number where you can be contacted.

Compatibility    






After you completed the form and clicked on “**Sign me in**”, the system will check that all data are correct and will send a message your email address (that initially provided by the Company to Aon’s database and confirmed during registration) with a “**TICKET NUMBER**” to be inserted in the appropriate field on the “Employee (Account) Activation” page. You can access this page directly by clicking on the link provided in the email.

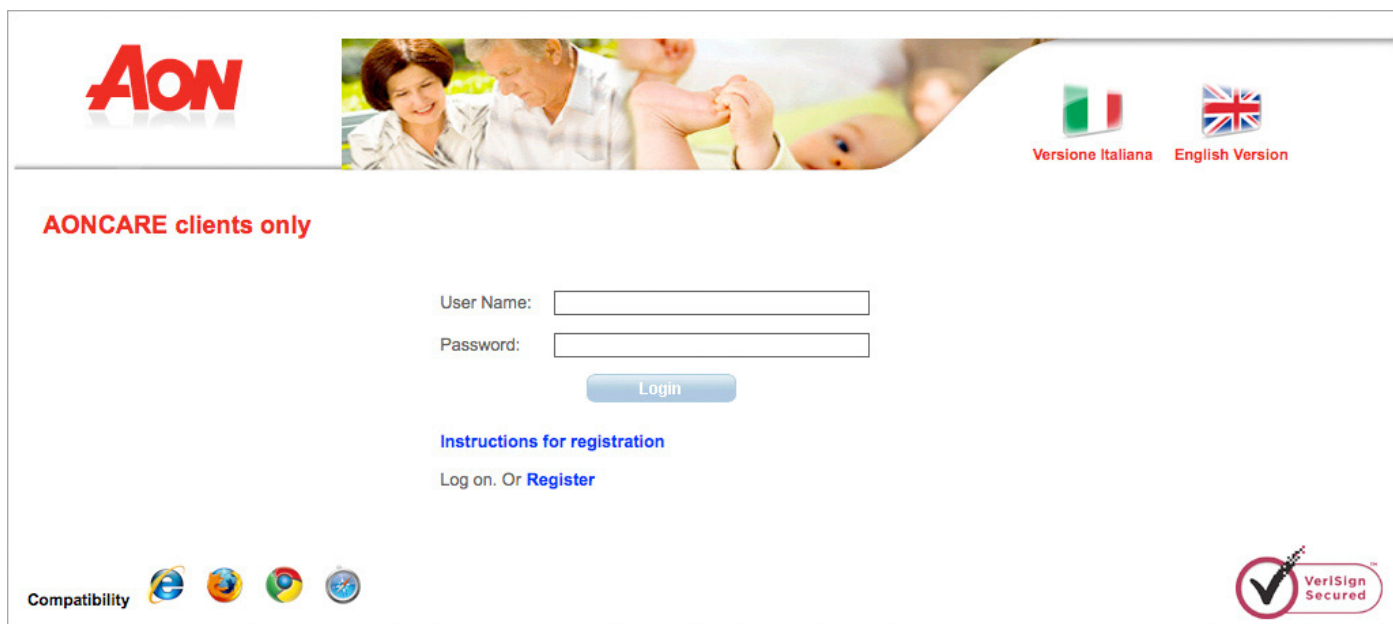


Activating Insured

Ticket Number: *

Compatibility    

Once the account is activated, the user (you) will receive two separate emails containing your Username and Password. You will need these to access the Restricted Area of the website.



The screenshot shows the AON login interface. At the top left is the AON logo. To its right is a photograph of a family. Further right are flags for Italy and the UK, with links for 'Versione Italiana' and 'English Version'. Below the header, the text 'AONCARE clients only' is displayed. The login form includes fields for 'User Name:' and 'Password:', followed by a 'Login' button. Below the form are links for 'Instructions for registration' and 'Log on. Or Register'. At the bottom left, there is a 'Compatibility' section with icons for Internet Explorer, Firefox, Chrome, and Safari. At the bottom right is a 'VeriSign Secured' logo.

If the system cannot locate in its database a User matching the inserted data, you will have to send an email to inforism@aon.it asking for registration support and providing your contact telephone number.